

# STANDARD -- Overall Match Results

Frank Garcia IPSC Match June 26th 2010

Printed June 26, 2010 at 13:41



	<u>%</u>	<u>Points</u>	<u>Competitor</u>	<u>Cat</u>	<u>Reg</u>	<u>Cls</u>	<u>Tag</u>	<u>ICS</u>
1	100.00	547.7487	21 Garcia, Frank		USA	A		
2	95.93	525.4548	5 Clarke, Rodney		BAR	A		
3	82.67	452.8036	4 Browne, Geoffrey B		BAR	A		
4	75.73	414.7846	1 Banfield, Sean		BAR	C		
5	75.13	411.5407	10 Gomes, Clinton	S	BAR	A		
6	69.26	379.3893	6 Davis, Charles		BAR	A		
7	64.25	351.9459	8 Elcock, David		BAR	B		
8	62.81	344.0500	11 Hinkson, Harcourt		BAR	C		
9	59.16	324.0679	12 John, Cyprian		BAR	B		
10	58.82	322.1932	19 Singh, Rajindra		BAR	C		
11	52.55	287.8376	17 Quintyne, Gordon		BAR	C		
12	49.24	269.7097	15 McConney, Ricardo		BAR	C		
13	48.09	263.3889	14 Marshall, Kirk		BAR	D		
14	43.35	237.4239	13 Jordan, Troy		BAR	D		
15	42.83	234.5829	18 Riley, Colin	SS	BAR	C		
16	41.48	227.1838	16 Patrick, Ricardo	S	BAR	B		
17	40.42	221.3936	3 Best, Ryan		BAR	D		
18	36.21	198.3470	20 Sparman, Alfred		BAR	D		
19	27.99	153.2999	2 Begg, Innes		BAR	B		
20	23.95	131.1594	7 Deane, Peter		BAR	C		

# STANDARD -- Match Results By Classification

Frank Garcia IPSC Match June 26th 2010

Printed June 26, 2010 at 13:41



## "A" Class Shooters

	<u>%</u>	<u>Points</u>	<u>Competitor</u>	<u>Cat</u>	<u>Reg</u>	<u>Cls</u>	<u>Tag</u>	<u>ICS</u>
1	100.00	547.7487	21 Garcia, Frank		USA	A		
2	95.93	525.4548	5 Clarke, Rodney		BAR	A		
3	82.67	452.8036	4 Browne, Geoffrey B		BAR	A		
4	75.13	411.5407	10 Gomes, Clinton	S	BAR	A		
5	69.26	379.3893	6 Davis, Charles		BAR	A		

# STANDARD -- Match Results By Classification

Frank Garcia IPSC Match June 26th 2010

Printed June 26, 2010 at 13:41



## "B" Class Shooters

	<u>%</u>	<u>Points</u>	<u>Competitor</u>	<u>Cat</u>	<u>Reg</u>	<u>Cls</u>	<u>Tag</u>	<u>ICS</u>
1	100.00	351.9459	8 Elcock, David		BAR	B		
2	92.08	324.0679	12 John, Cyprian		BAR	B		
3	64.55	227.1838	16 Patrick, Ricardo	S	BAR	B		
4	43.56	153.2999	2 Begg, Innes		BAR	B		

# STANDARD -- Match Results By Classification

Frank Garcia IPSC Match June 26th 2010

Printed June 26, 2010 at 13:41



## "C" Class Shooters

	<u>%</u>	<u>Points</u>	<u>Competitor</u>	<u>Cat</u>	<u>Reg</u>	<u>Cls</u>	<u>Tag</u>	<u>ICS</u>
1	100.00	414.7846	1 Banfield, Sean		BAR	C		
2	82.95	344.0500	11 Hinkson, Harcourt		BAR	C		
3	77.68	322.1932	19 Singh, Rajindra		BAR	C		
4	69.39	287.8376	17 Quintyne, Gordon		BAR	C		
5	65.02	269.7097	15 McConney, Ricardo		BAR	C		
6	56.56	234.5829	18 Riley, Colin	SS	BAR	C		
7	31.62	131.1594	7 Deane, Peter		BAR	C		

# STANDARD -- Match Results By Classification

Frank Garcia IPSC Match June 26th 2010

Printed June 26, 2010 at 13:41




## "D" Class Shooters

	<u>%</u>	<u>Points</u>	<u>Competitor</u>	<u>Cat</u>	<u>Reg</u>	<u>Cls</u>	<u>Tag</u>	<u>ICS</u>
1	100.00	263.3889	14 Marshall, Kirk		BAR	D		
2	90.14	237.4239	13 Jordan, Troy		BAR	D		
3	84.06	221.3936	3 Best, Ryan		BAR	D		
4	75.31	198.3470	20 Sparman, Alfred		BAR	D		

# STANDARD -- Overall Stage Results

Frank Garcia IPSC Match June 26th 2010

Printed June 26, 2010 at 13:37



## Stage 1 -- Stage 1 (30rds)

	PTS	TIME	HIT FACTOR	STAGE POINTS	STAGE PERCENT	COMPETITOR # Name
1	136	23.26	5.8469	150.0000	100.00	5 Clarke, Rodney
2	126	23.05	5.4664	140.2367	93.49	21 Garcia, Frank
3	113	27.85	4.0575	104.0915	69.39	4 Browne, Geoffrey B
4	94	24.56	3.8274	98.1887	65.46	6 Davis, Charles
5	124	32.83	3.7770	96.8976	64.60	1 Banfield, Sean
6	115	33.31	3.4524	88.5697	59.05	10 Gomes, Clinton
7	89	36.33	2.4498	62.8473	41.90	18 Riley, Colin
8	79	32.99	2.3947	61.4337	40.96	12 John, Cyprian
9	66	34.66	1.9042	48.8514	32.57	8 Elcock, David
10	63	38.71	1.6275	41.7522	27.83	17 Quintyne, Gordon
11	56	36.33	1.5414	39.5444	26.36	15 McConney, Ricardo
12	34	30.59	1.1115	28.5142	19.01	16 Patrick, Ricardo
13	25	23.89	1.0465	26.8464	17.90	19 Singh, Rajindra
14	38	37.24	1.0204	26.1780	17.45	13 Jordan, Troy
15	18	27.89	0.6454	16.5572	11.04	14 Marshall, Kirk
16	26	44.35	0.5862	15.0398	10.03	11 Hinkson, Harcourt
17	17	31.56	0.5387	13.8189	9.21	3 Best, Ryan
18	0	39.16	0.0000	0.0000	0.00	7 Deane, Peter
19	0	33.51	0.0000	0.0000	0.00	20 Sparman, Alfred
20	0	28.84	0.0000	0.0000	0.00	2 Begg, Innes

# STANDARD -- Overall Stage Results

Frank Garcia IPSC Match June 26th 2010

Printed June 26, 2010 at 13:37




## Stage 2 -- Stage 2 (16rds)

	PTS	TIME	HIT FACTOR	STAGE POINTS	STAGE PERCENT	COMPETITOR # Name
1	66	10.80	6.1111	80.0000	100.00	5 Clarke, Rodney
2	68	11.45	5.9389	77.7451	97.18	4 Browne, Geoffrey B
3	72	12.16	5.9211	77.5120	96.89	21 Garcia, Frank
4	62	13.05	4.7510	62.1944	77.74	8 Elcock, David
5	72	15.32	4.6997	61.5239	76.90	19 Singh, Rajindra
6	74	15.86	4.6658	61.0799	76.35	11 Hinkson, Harcourt
7	72	15.71	4.5831	59.9965	75.00	10 Gomes, Clinton
8	66	15.40	4.2857	56.1039	70.13	17 Quintyne, Gordon
9	62	15.71	3.9465	51.6637	64.58	1 Banfield, Sean
10	66	18.01	3.6646	47.9733	59.97	14 Marshall, Kirk
11	46	12.89	3.5687	46.7170	58.40	6 Davis, Charles
12	49	15.00	3.2667	42.7636	53.45	12 John, Cyprian
13	60	19.62	3.0581	40.0334	50.04	16 Patrick, Ricardo
14	54	18.35	2.9428	38.5237	48.15	18 Riley, Colin
15	48	16.58	2.8951	37.8989	47.37	15 McConney, Ricardo
16	60	21.04	2.8517	37.3315	46.66	13 Jordan, Troy
17	48	23.27	2.0627	27.0032	33.75	20 Sparman, Alfred
18	19	14.39	1.3204	17.2847	21.61	3 Best, Ryan
19	0	32.44	0.0000	0.0000	0.00	7 Deane, Peter
20	0	11.03	0.0000	0.0000	0.00	2 Begg, Innes

# STANDARD -- Overall Stage Results

Frank Garcia IPSC Match June 26th 2010

Printed June 26, 2010 at 13:37



## Stage 3 -- Stage 3 (18rds)

	PTS	TIME	HIT FACTOR	STAGE POINTS	STAGE PERCENT	COMPETITOR # Name
1	76	25.91	2.9332	90.0000	100.00	21 Garcia, Frank
2	90	31.63	2.8454	87.3051	97.01	10 Gomes, Clinton
3	74	26.64	2.7778	85.2303	94.70	6 Davis, Charles
4	78	28.23	2.7630	84.7774	94.20	1 Banfield, Sean
5	43	18.71	2.2982	70.5165	78.35	5 Clarke, Rodney
6	86	38.95	2.2080	67.7466	75.27	11 Hinkson, Harcourt
7	84	38.39	2.1881	67.1363	74.60	12 John, Cyprian
8	57	28.96	1.9682	60.3911	67.10	4 Browne, Geoffrey B
9	75	38.91	1.9275	59.1420	65.71	13 Jordan, Troy
10	80	44.53	1.7965	55.1231	61.25	19 Singh, Rajindra
11	72	40.67	1.7703	54.3194	60.35	15 McConney, Ricardo
12	69	39.99	1.7254	52.9412	58.82	17 Quintyne, Gordon
13	80	46.37	1.7253	52.9358	58.82	3 Best, Ryan
14	50	29.90	1.6722	51.3092	57.01	8 Elcock, David
15	61	43.34	1.4075	43.1854	47.98	20 Sparman, Alfred
16	50	36.11	1.3847	42.4853	47.21	2 Begg, Innes
17	59	44.03	1.3400	41.1149	45.68	14 Marshall, Kirk
18	42	42.19	0.9955	30.5447	33.94	16 Patrick, Ricardo
19	33	50.00	0.6600	20.2507	22.50	7 Deane, Peter
20	0	39.49	0.0000	0.0000	0.00	18 Riley, Colin

# STANDARD -- Overall Stage Results

Frank Garcia IPSC Match June 26th 2010

Printed June 26, 2010 at 13:37




## Stage 4 -- Stage 4 (20rds)

	PTS	TIME	HIT FACTOR	STAGE POINTS	STAGE PERCENT	COMPETITOR # Name
1	92	16.96	5.4245	100.0000	100.00	21 Garcia, Frank
2	90	16.94	5.3129	97.9416	97.94	5 Clarke, Rodney
3	96	18.64	5.1502	94.9431	94.94	1 Banfield, Sean
4	94	21.19	4.4361	81.7777	81.78	11 Hinkson, Harcourt
5	71	16.56	4.2874	79.0380	79.04	4 Browne, Geoffrey B
6	88	20.73	4.2451	78.2567	78.26	10 Gomes, Clinton
7	88	22.48	3.9146	72.1646	72.16	17 Quintyne, Gordon
8	76	20.11	3.7792	69.6690	69.67	19 Singh, Rajindra
9	73	19.82	3.6831	67.8980	67.90	8 Elcock, David
10	92	25.92	3.5494	65.4321	65.43	20 Sparman, Alfred
11	84	23.76	3.5354	65.1735	65.17	13 Jordan, Troy
12	76	22.20	3.4234	63.1101	63.11	15 McConney, Ricardo
13	77	24.23	3.1779	58.5835	58.58	3 Best, Ryan
14	80	25.29	3.1633	58.3149	58.31	14 Marshall, Kirk
15	80	25.52	3.1348	57.7893	57.79	16 Patrick, Ricardo
16	62	19.95	3.1078	57.2911	57.29	6 Davis, Charles
17	73	26.28	2.7778	51.2077	51.21	18 Riley, Colin
18	61	23.83	2.5598	47.1893	47.19	12 John, Cyprian
19	90	37.67	2.3892	44.0438	44.04	7 Deane, Peter
20	56	24.14	2.3198	42.7650	42.77	2 Begg, Innes

# STANDARD -- Overall Stage Results

Frank Garcia IPSC Match June 26th 2010

Printed June 26, 2010 at 13:37



## Stage 5 -- Stage 5 (28rds)

	PTS	TIME	HIT FACTOR	STAGE POINTS	STAGE PERCENT	COMPETITOR # Name
1	110	23.78	4.6257	140.0000	100.00	21 Garcia, Frank
2	112	25.77	4.3461	131.5379	93.96	4 Browne, Geoffrey B
3	101	24.07	4.1961	126.9967	90.71	5 Clarke, Rodney
4	108	26.86	4.0208	121.6928	86.92	8 Elcock, David
5	107	27.35	3.9122	118.4060	84.58	11 Hinkson, Harcourt
6	116	32.20	3.6025	109.0308	77.88	19 Singh, Rajindra
7	114	32.69	3.4873	105.5449	75.39	12 John, Cyprian
8	132	40.18	3.2852	99.4286	71.02	14 Marshall, Kirk
9	101	31.38	3.2186	97.4127	69.58	10 Gomes, Clinton
10	112	36.86	3.0385	91.9623	65.69	6 Davis, Charles
11	82	28.69	2.8581	86.5029	61.79	1 Banfield, Sean
12	97	35.80	2.7095	82.0042	58.57	18 Riley, Colin
13	90	34.58	2.6027	78.7707	56.26	3 Best, Ryan
14	86	34.78	2.4727	74.8370	53.45	15 McConney, Ricardo
15	99	42.62	2.3229	70.3022	50.22	16 Patrick, Ricardo
16	82	36.47	2.2484	68.0496	48.61	2 Begg, Innes
17	110	49.79	2.2093	66.8648	47.76	7 Deane, Peter
18	66	30.79	2.1436	64.8756	46.34	17 Quintyne, Gordon
19	120	57.90	2.0725	62.7263	44.80	20 Sparman, Alfred
20	49	29.90	1.6388	49.5989	35.43	13 Jordan, Troy

Score Verification By Stage  
Frank Garcia IPSC Match June 26th 2010  
Printed June 26, 2010 at 13:42



Scores For Stage 1 -- Stage 1 (30rds)

No.	Name	A	B	C	D	-20%	MI	PT	PE	Time
1	Banfield, Sean	17	0	13	0		0	0	0	32.83
2	Begg, Innes	10	0	5	6		9	0	0	28.84
3	Best, Ryan	14	0	4	5		7	0	0	31.56
4	Browne, Geoffrey B	19	0	9	1		1	0	0	27.85
5	Clarke, Rodney	23	0	7	0		0	0	0	23.26
6	Davis, Charles	20	0	3	5		2	0	0	24.56
7	Deane, Peter	12	0	5	4		9	0	0	39.16
8	Elcock, David	14	0	12	0		4	0	0	34.66
10	Gomes, Clinton	20	0	8	1		1	0	0	33.31
11	Hinkson, Harcourt	11	0	9	4		6	0	0	44.35
12	John, Cyprian	8	0	14	7		1	0	0	32.99
13	Jordan, Troy	15	0	7	2		6	0	0	37.24
14	Marshall, Kirk	8	0	11	5		6	0	0	27.89
15	McConney, Ricardo	13	0	9	4		4	0	0	36.33
16	Patrick, Ricardo	5	0	14	7		4	0	0	30.59
17	Quintyne, Gordon	19	0	6	0		5	0	0	38.71
18	Riley, Colin	20	0	6	1		3	0	0	36.33
19	Singh, Rajindra	14	0	8	1		7	0	0	23.89
20	Sparman, Alfred	11	0	9	1		9	0	0	33.51
21	Garcia, Frank	19	0	10	1		0	0	0	23.05

Score Verification By Stage  
 Frank Garcia IPSC Match June 26th 2010  
 Printed June 26, 2010 at 13:42



Scores For Stage 2 -- Stage 2 (16rds)

No.	Name	A	B	C	D	-20%	MI	PT	PE	Time
1	Banfield, Sean	7	0	9	0		0	0	0	15.71
2	Begg, Innes	5	0	4	6		1	0	8	11.03
3	Best, Ryan	6	0	6	1		3	0	0	14.39
4	Browne, Geoffrey B	11	0	4	1		0	0	0	11.45
5	Clarke, Rodney	10	0	5	1		0	0	0	10.80
6	Davis, Charles	11	0	3	2		0	0	2	12.89
7	Deane, Peter	8	0	1	0		7	0	6	32.44
8	Elcock, David	9	0	5	2		0	0	0	13.05
10	Gomes, Clinton	12	0	4	0		0	0	0	15.71
11	Hinkson, Harcourt	13	0	3	0		0	0	0	15.86
12	John, Cyprian	9	0	4	2		1	0	0	15.00
13	Jordan, Troy	8	0	6	2		0	0	0	21.04
14	Marshall, Kirk	10	0	5	1		0	0	0	18.01
15	McConney, Ricardo	11	0	4	1		0	0	2	16.58
16	Patrick, Ricardo	7	0	8	1		0	0	0	19.62
17	Quintyne, Gordon	10	0	5	1		0	0	0	15.40
18	Riley, Colin	6	0	7	3		0	0	0	18.35
19	Singh, Rajindra	12	0	4	0		0	0	0	15.32
20	Sparman, Alfred	13	0	1	0		2	0	0	23.27
21	Garcia, Frank	13	0	2	1		0	0	0	12.16

Score Verification By Stage  
 Frank Garcia IPSC Match June 26th 2010  
 Printed June 26, 2010 at 13:42



Scores For Stage 3 -- Stage 3 (18rds)

No.	Name	A	B	C	D	-20%	MI	PT	PE	Time
1	Banfield, Sean	12	0	6	0		0	0	0	28.23
2	Begg, Innes	13	0	1	2		2	0	0	36.11
3	Best, Ryan	13	0	5	0		0	0	0	46.37
4	Browne, Geoffrey B	10	0	5	2		1	0	0	28.96
5	Clarke, Rodney	10	0	3	4		1	0	1	18.71
6	Davis, Charles	13	0	2	3		0	0	0	26.64
7	Deane, Peter	10	0	4	1		3	0	0	50.00
8	Elcock, David	12	0	3	1		2	0	0	29.90
10	Gomes, Clinton	18	0	0	0		0	0	0	31.63
11	Hinkson, Harcourt	16	0	2	0		0	0	0	38.95
12	John, Cyprian	15	0	3	0		0	0	0	38.39
13	Jordan, Troy	17	0	0	0		1	0	0	38.91
14	Marshall, Kirk	15	0	1	1		1	0	1	44.03
15	McConney, Ricardo	12	0	3	3		0	0	0	40.67
16	Patrick, Ricardo	9	0	5	2		2	0	0	42.19
17	Quintyne, Gordon	14	0	3	0		1	0	0	39.99
18	Riley, Colin	9	0	4	3		2	4	0	39.49
19	Singh, Rajindra	15	0	1	2		0	0	0	44.53
20	Sparman, Alfred	15	0	2	0		1	0	1	43.34
21	Garcia, Frank	11	0	7	0		0	0	0	25.91

Score Verification By Stage  
 Frank Garcia IPSC Match June 26th 2010  
 Printed June 26, 2010 at 13:42



Scores For Stage 4 -- Stage 4 (20rds)

No.	Name	A	B	C	D	-20%	MI	PT	PE	Time
1	Banfield, Sean	18	0	2	0		0	0	0	18.64
2	Begg, Innes	12	0	5	1		2	0	0	24.14
3	Best, Ryan	15	0	4	0		1	0	0	24.23
4	Browne, Geoffrey B	12	0	7	0		1	0	0	16.56
5	Clarke, Rodney	15	0	5	0		0	0	0	16.94
6	Davis, Charles	14	0	4	0		2	0	0	19.95
7	Deane, Peter	15	0	5	0		0	0	0	37.67
8	Elcock, David	13	0	6	0		1	0	0	19.82
10	Gomes, Clinton	15	0	4	1		0	0	0	20.73
11	Hinkson, Harcourt	17	0	3	0		0	0	0	21.19
12	John, Cyprian	9	0	8	2		1	0	0	23.83
13	Jordan, Troy	14	0	4	2		0	0	0	23.76
14	Marshall, Kirk	16	0	3	1		0	0	1	25.29
15	McConney, Ricardo	11	0	6	3		0	0	0	22.20
16	Patrick, Ricardo	11	0	8	1		0	0	0	25.52
17	Quintyne, Gordon	15	0	4	1		0	0	0	22.48
18	Riley, Colin	14	0	4	1		1	0	0	26.28
19	Singh, Rajindra	11	0	6	3		0	0	0	20.11
20	Sparman, Alfred	17	0	2	1		0	0	0	25.92
21	Garcia, Frank	16	0	4	0		0	0	0	16.96

Score Verification By Stage  
 Frank Garcia IPSC Match June 26th 2010  
 Printed June 26, 2010 at 13:42



Scores For Stage 5 -- Stage 5 (28rds)

No.	Name	A	B	C	D	-20%	MI	PT	PE	Time
1	Banfield, Sean	18	0	7	1		2	0	1	28.69
2	Begg, Innes	13	0	12	1		2	0	0	36.47
3	Best, Ryan	17	0	8	1		2	0	0	34.58
4	Browne, Geoffrey B	17	0	8	3		0	0	0	25.77
5	Clarke, Rodney	16	0	10	1		1	0	0	24.07
6	Davis, Charles	18	0	6	4		0	0	0	36.86
7	Deane, Peter	16	0	9	3		0	0	0	49.79
8	Elcock, David	15	0	10	3		0	0	0	26.86
10	Gomes, Clinton	16	0	10	1		1	0	0	31.38
11	Hinkson, Harcourt	20	0	5	2		1	0	0	27.35
12	John, Cyprian	15	0	13	0		0	0	0	32.69
13	Jordan, Troy	10	0	7	8		3	0	0	29.90
14	Marshall, Kirk	24	0	4	0		0	0	0	40.18
15	McConney, Ricardo	8	0	13	7		0	0	0	34.78
16	Patrick, Ricardo	16	0	9	2		1	0	0	42.62
17	Quintyne, Gordon	18	0	5	1		4	0	0	30.79
18	Riley, Colin	17	0	6	4		1	0	0	35.80
19	Singh, Rajindra	18	0	8	2		0	0	0	32.20
20	Sparman, Alfred	18	0	10	0		0	0	0	57.90
21	Garcia, Frank	15	0	11	2		0	0	0	23.78