


STANDARD -- Overall Stage Results

BRA Monthly Match

Printed October 16, 2010 at 18:30




Stage 1 -- Hot Shots Revenge 4

	PTS	TIME	HIT FACTOR	STAGE POINTS	STAGE PERCENT	COMPETITOR # Name
1	82	16.08	5.0995	90.0000	100.00	12 Clarke, Rodney
2	78	23.93	3.2595	57.5263	63.92	6 Quintyne, Gordon
3	86	28.82	2.9840	52.6646	58.52	8 Elcock, David
4	73	27.74	2.6316	46.4442	51.60	13 Davis, Charles
5	86	33.43	2.5725	45.4022	50.45	9 Kunar, Leonardo
6	65	30.81	2.1097	37.2337	41.37	7 McConney, Ricardo
7	67	35.42	1.8916	33.3842	37.09	4 Riley, Colin
8	57	32.24	1.7680	31.2029	34.67	3 Singh, Rajindra
9	38	25.50	1.4902	26.3001	29.22	5 McCalla, Kelan
10	53	37.63	1.4085	24.8574	27.62	10 Sparman, Alfred
11	41	30.68	1.3364	23.5854	26.21	1 Young, David
12	33	34.76	0.9494	16.7552	18.62	2 Worrell, Kirt
13	26	27.41	0.9486	16.7409	18.60	11 Best, Ryan
14	0	25.53	0.0000	0.0000	0.00	14 Gooding, John

STANDARD -- Overall Stage Results

BRA Monthly Match

Printed October 16, 2010 at 18:30



Stage 2 -- Bajan El Presedente

	PTS	TIME	HIT FACTOR	STAGE POINTS	STAGE PERCENT	COMPETITOR # Name
1	59	9.60	6.1458	80.0000	100.00	12 Clarke, Rodney
2	70	14.86	4.7106	61.3181	76.65	13 Davis, Charles
3	78	16.77	4.6512	60.5439	75.68	9 Kunar, Leonardo
4	66	16.62	3.9711	51.6919	64.61	11 Best, Ryan
5	72	19.81	3.6345	47.3105	59.14	10 Sparman, Alfred
6	60	16.74	3.5842	46.6557	58.32	8 Elcock, David
7	60	18.31	3.2769	42.6552	53.32	3 Singh, Rajindra
8	42	14.37	2.9228	38.0454	47.56	5 McCalla, Kelan
9	44	17.10	2.5731	33.4939	41.87	6 Quintyne, Gordon
10	45	18.38	2.4483	31.8696	39.84	4 Riley, Colin
11	39	19.79	1.9707	25.6524	32.07	1 Young, David
12	35	21.52	1.6264	21.1707	26.46	7 McConney, Ricardo
13	24	18.49	1.2980	16.8960	21.12	14 Gooding, John
14	8	24.31	0.3291	4.2837	5.35	2 Worrell, Kirt

STANDARD -- Overall Stage Results

BRA Monthly Match

Printed October 16, 2010 at 18:30




Stage 3 -- CAUTION - Shooter Reversing!!

	PTS	TIME	HIT FACTOR	STAGE POINTS	STAGE PERCENT	COMPETITOR # Name
1	100	22.78	4.3898	130.0000	100.00	12 Clarke, Rodney
2	110	28.03	3.9244	116.2162	89.40	5 McCalla, Kelan
3	106	34.39	3.0823	91.2790	70.21	3 Singh, Rajindra
4	86	29.48	2.9172	86.3909	66.45	8 Elcock, David
5	112	38.43	2.9144	86.3067	66.39	6 Quintyne, Gordon
6	102	37.37	2.7295	80.8303	62.18	4 Riley, Colin
7	110	41.36	2.6596	78.7606	60.59	11 Best, Ryan
8	70	32.56	2.1499	63.6665	48.97	9 Kunar, Leonardo
9	101	51.07	1.9777	58.5669	45.05	2 Worrell, Kirt
10	61	43.40	1.4055	41.6234	32.02	1 Young, David
11	50	46.32	1.0794	31.9668	24.59	14 Gooding, John
12	34	39.34	0.8643	25.5942	19.69	7 McConney, Ricardo
13	29	40.79	0.7110	21.0543	16.20	10 Sparman, Alfred
14	0	0.00	0.0000	0.0000	0.00	13 Davis, Charles

STANDARD -- Overall Stage Results

BRA Monthly Match

Printed October 16, 2010 at 18:30



Stage 4 -- King of Queens

	PTS	TIME	HIT FACTOR	STAGE POINTS	STAGE PERCENT	COMPETITOR # Name
1	130	32.16	4.0423	160.0000	100.00	12 Clarke, Rodney
2	120	31.73	3.7819	149.6938	93.56	8 Elcock, David
3	150	42.22	3.5528	140.6260	87.89	9 Kunar, Leonardo
4	144	43.88	3.2817	129.8938	81.18	14 Gooding, John
5	140	43.87	3.1912	126.3145	78.95	7 McConney, Ricardo
6	134	44.90	2.9844	118.1275	73.83	11 Best, Ryan
7	114	39.01	2.9223	115.6702	72.29	3 Singh, Rajindra
8	110	37.69	2.9185	115.5205	72.20	5 McCalla, Kelan
9	70	26.01	2.6913	106.5247	66.58	13 Davis, Charles
10	136	74.55	1.8243	72.2078	45.13	10 Sparman, Alfred
11	100	56.22	1.7787	70.4047	44.00	6 Quintyne, Gordon
12	93	62.97	1.4769	58.4577	36.54	1 Young, David
13	54	47.24	1.1431	45.2456	28.28	4 Riley, Colin
14	42	40.77	1.0302	40.7757	25.48	2 Worrell, Kirt

STANDARD -- Match Results By Classification

BRA Monthly Match

Printed October 16, 2010 at 18:30



"A" Class Shooters

	<u>%</u>	<u>Points</u>	<u>Competitor</u>	<u>Cat</u>	<u>Reg</u>	<u>Cls</u>	<u>Tag</u>	<u>ICS</u>
1	100.00	460.0000	12 Clarke, Rodney		BAR	A		
2	46.58	214.2869	13 Davis, Charles		BAR	A		

STANDARD -- Match Results By Classification

BRA Monthly Match

Printed October 16, 2010 at 18:30



"B" Class Shooters

	<u>%</u>	<u>Points</u>	<u>Competitor</u>	<u>Cat</u>	<u>Reg</u>	<u>Cls</u>	<u>Tag</u>	<u>ICS</u>
1	100.00	335.4051	8 Elcock, David		BAR	B		
2	53.30	178.7566	14 Gooding, John	S	BAR	B		

STANDARD -- Match Results By Classification

BRA Monthly Match

Printed October 16, 2010 at 18:30



"C" Class Shooters

	<u>%</u>	<u>Points</u>	<u>Competitor</u>	<u>Cat</u>	<u>Reg</u>	<u>Cls</u>	<u>Tag</u>	<u>ICS</u>
1	100.00	310.2386	9 Kunar, Leonardo		BAR	C		
2	95.44	296.0822	5 McCalla, Kelan		BAR	C		
3	90.51	280.8073	3 Singh, Rajindra		BAR	C		
4	79.85	247.7317	6 Quintyne, Gordon		BAR	C		
5	67.79	210.3131	7 McConney, Ricardo		BAR	C		
6	61.67	191.3297	4 Riley, Colin	SS	BAR	C		
7	48.13	149.3189	1 Young, David		BAR	C		

STANDARD -- Match Results By Classification

BRA Monthly Match

Printed October 16, 2010 at 18:30



"D" Class Shooters

	<u>%</u>	<u>Points</u>	<u>Competitor</u>	<u>Cat</u>	<u>Reg</u>	<u>Cls</u>	<u>Tag</u>	<u>ICS</u>
1	100.00	265.3209	11 Best, Ryan		BAR	D		
2	62.35	165.4300	10 Sparman, Alfred		BAR	D		
3	45.37	120.3815	2 Worrell, Kirt		BAR	D		

STANDARD -- Overall Match Results

BRA Monthly Match

Printed October 16, 2010 at 18:28



	<u>%</u>	<u>Points</u>	<u>Competitor</u>	<u>Cat</u>	<u>Reg</u>	<u>Cls</u>	<u>Tag</u>	<u>ICS</u>
1	100.00	460.0000	12 Clarke, Rodney		BAR	A		
2	72.91	335.4051	8 Elcock, David		BAR	B		
3	67.44	310.2386	9 Kunar, Leonardo		BAR	C		
4	64.37	296.0822	5 McCalla, Kelan		BAR	C		
5	61.05	280.8073	3 Singh, Rajindra		BAR	C		
6	57.68	265.3209	11 Best, Ryan		BAR	D		
7	53.85	247.7317	6 Quintyne, Gordon		BAR	C		
8	46.58	214.2869	13 Davis, Charles		BAR	A		
9	45.72	210.3131	7 McConney, Ricardo		BAR	C		
10	41.59	191.3297	4 Riley, Colin	SS	BAR	C		
11	38.86	178.7566	14 Gooding, John	S	BAR	B		
12	35.96	165.4300	10 Sparman, Alfred		BAR	D		
13	32.46	149.3189	1 Young, David		BAR	C		
14	26.17	120.3815	2 Worrell, Kirt		BAR	D		

Score Verification By Competitor

BRA Monthly Match

Printed October 16, 2010 at 18:40



1	Young, David	DIV: S	CLASS: C	FACTOR: Min	CATEGORY:
---	--------------	--------	----------	-------------	-----------

STG	FACTOR	PTS	A	B	C	D	Ded.	MI	PT	PE	OT	Time
1	1.3364	41	3	0	11	3		1	0	0		30.68
2	1.9707	39	4	0	9	2		1	0	0		19.79
3	1.4055	61	17	0	5	1		3	1	0		43.40
4	1.4769	93	20	0	11	0		1	1	2		62.97

2	Worrell, Kirt	DIV: S	CLASS: D	FACTOR: Min	CATEGORY:
---	---------------	--------	----------	-------------	-----------

STG	FACTOR	PTS	A	B	C	D	Ded.	MI	PT	PE	OT	Time
1	0.9494	33	9	0	6	0		3	0	0		34.76
2	0.3291	8	7	0	4	1		4	0	0		24.31
3	1.9777	101	18	0	7	0		1	0	0		51.07
4	1.0302	42	17	0	8	3		4	1	2		40.77

3	Singh, Rajindra	DIV: S	CLASS: C	FACTOR: Min	CATEGORY:
---	-----------------	--------	----------	-------------	-----------

STG	FACTOR	PTS	A	B	C	D	Ded.	MI	PT	PE	OT	Time
1	1.7680	57	8	0	9	0		1	0	0		32.24
2	3.2769	60	11	0	5	0		0	1	0		18.31
3	3.0823	106	15	0	10	1		0	0	0		34.39
4	2.9223	114	27	0	3	0		2	0	1		39.01

4	Riley, Colin	DIV: S	CLASS: C	FACTOR: Min	CATEGORY: SS
---	--------------	--------	----------	-------------	--------------

STG	FACTOR	PTS	A	B	C	D	Ded.	MI	PT	PE	OT	Time
1	1.8916	67	13	0	4	0		1	0	0		35.42
2	2.4483	45	11	0	3	1		1	1	0		18.38
3	2.7295	102	14	0	10	2		0	0	0		37.37
4	1.1431	54	25	0	3	0		4	0	4		47.24

5	McCalla, Kelan	DIV: S	CLASS: C	FACTOR: Min	CATEGORY:
---	----------------	--------	----------	-------------	-----------

STG	FACTOR	PTS	A	B	C	D	Ded.	MI	PT	PE	OT	Time
1	1.4902	38	8	0	5	3		2	0	0		25.50
2	2.9228	42	11	0	2	1		2	0	0		14.37
3	3.9244	110	18	0	6	2		0	0	0		28.03
4	2.9185	110	26	0	3	1		2	1	0		37.69

Score Verification By Competitor

BRA Monthly Match

Printed October 16, 2010 at 18:40



6	Quintyne, Gordon	DIV: S	CLASS: C	FACTOR: Min	CATEGORY:
---	------------------	--------	----------	-------------	-----------

STG	FACTOR	PTS	A	B	C	D	Ded.	MI	PT	PE	OT	Time
1	3.2595	78	12	0	6	0		0	0	0		23.93
2	2.5731	44	11	0	3	0		2	0	0		17.10
3	2.9144	112	19	0	5	2		0	0	0		38.43
4	1.7787	100	26	0	3	1		2	1	1		56.22

7	McConney, Ricardo	DIV: S	CLASS: C	FACTOR: Min	CATEGORY:
---	-------------------	--------	----------	-------------	-----------

STG	FACTOR	PTS	A	B	C	D	Ded.	MI	PT	PE	OT	Time
1	2.1097	65	13	0	3	1		1	0	0		30.81
2	1.6264	35	7	0	6	2		1	1	0		21.52
3	0.8643	34	17	0	6	1		2	1	4		39.34
4	3.1912	140	23	0	8	1		0	0	0		43.87

8	Elcock, David	DIV: S	CLASS: B	FACTOR: Min	CATEGORY:
---	---------------	--------	----------	-------------	-----------

STG	FACTOR	PTS	A	B	C	D	Ded.	MI	PT	PE	OT	Time
1	2.9840	86	16	0	2	0		0	0	0		28.82
2	3.5842	60	7	0	8	1		0	0	0		16.74
3	2.9172	86	12	0	11	3		0	1	0		29.48
4	3.7819	120	15	0	14	3		0	0	0		31.73

9	Kunar, Leonardo	DIV: S	CLASS: C	FACTOR: Min	CATEGORY:
---	-----------------	--------	----------	-------------	-----------

STG	FACTOR	PTS	A	B	C	D	Ded.	MI	PT	PE	OT	Time
1	2.5725	86	16	0	2	0		0	0	0		33.43
2	4.6512	78	15	0	1	0		0	0	0		16.77
3	2.1499	70	17	0	8	1		0	1	3		32.56
4	3.5528	150	27	0	5	0		0	0	0		42.22

10	Sparman, Alfred	DIV: S	CLASS: D	FACTOR: Min	CATEGORY:
----	-----------------	--------	----------	-------------	-----------

STG	FACTOR	PTS	A	B	C	D	Ded.	MI	PT	PE	OT	Time
1	1.4085	53	7	0	9	1		1	0	0		37.63
2	3.6345	72	13	0	2	1		0	0	0		19.81
3	0.7110	29	10	0	9	2		5	0	0		40.79
4	1.8243	136	21	0	10	1		0	0	0		74.55

Score Verification By Competitor

BRA Monthly Match

Printed October 16, 2010 at 18:40



11	Best, Ryan	DIV: S	CLASS: D	FACTOR: Min	CATEGORY:
----	------------	--------	----------	-------------	-----------

STG	FACTOR	PTS	A	B	C	D	Ded.	MI	PT	PE	OT	Time
1	0.9486	26	12	0	2	0		4	0	0		27.41
2	3.9711	66	10	0	5	1		0	0	0		16.62
3	2.6596	110	18	0	6	2		0	0	0		41.36
4	2.9844	134	23	0	5	4		0	0	0		44.90

12	Clarke, Rodney	DIV: S	CLASS: A	FACTOR: Min	CATEGORY:
----	----------------	--------	----------	-------------	-----------

STG	FACTOR	PTS	A	B	C	D	Ded.	MI	PT	PE	OT	Time
1	5.0995	82	16	0	0	2		0	0	0		16.08
2	6.1458	59	12	0	3	0		1	0	0		9.60
3	4.3898	100	14	0	9	3		0	0	0		22.78
4	4.0423	130	20	0	9	3		0	0	0		32.16

13	Davis, Charles	DIV: S	CLASS: A	FACTOR: Min	CATEGORY:
----	----------------	--------	----------	-------------	-----------

STG	FACTOR	PTS	A	B	C	D	Ded.	MI	PT	PE	OT	Time
1	2.6316	73	16	0	1	0		1	0	0		27.74
2	4.7106	70	11	0	5	0		0	0	0		14.86
3	0.0000	0	0	0	0	0		0	0	0		0.00
4	2.6913	70	18	0	9	3		2	1	2		26.01

14	Gooding, John	DIV: S	CLASS: B	FACTOR: Min	CATEGORY: S
----	---------------	--------	----------	-------------	-------------

STG	FACTOR	PTS	A	B	C	D	Ded.	MI	PT	PE	OT	Time
1	0.0000	0	12	0	2	1		3	0	5		25.53
2	1.2980	24	4	0	7	3		2	0	0		18.49
3	1.0794	50	13	0	7	4		2	1	1		46.32
4	3.2817	144	25	0	6	1		0	0	0		43.88